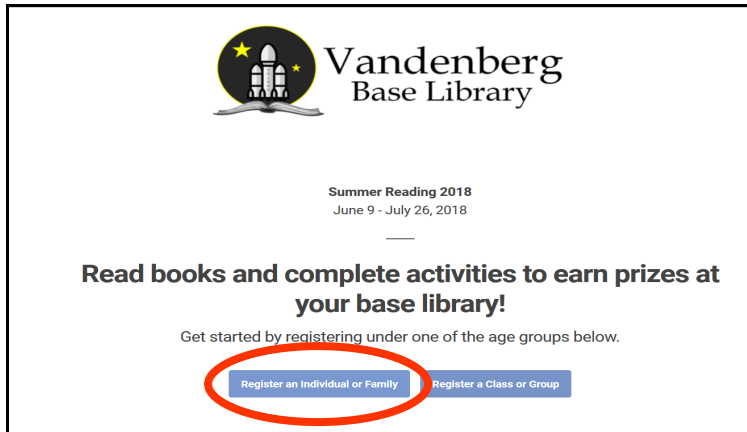


How to register for

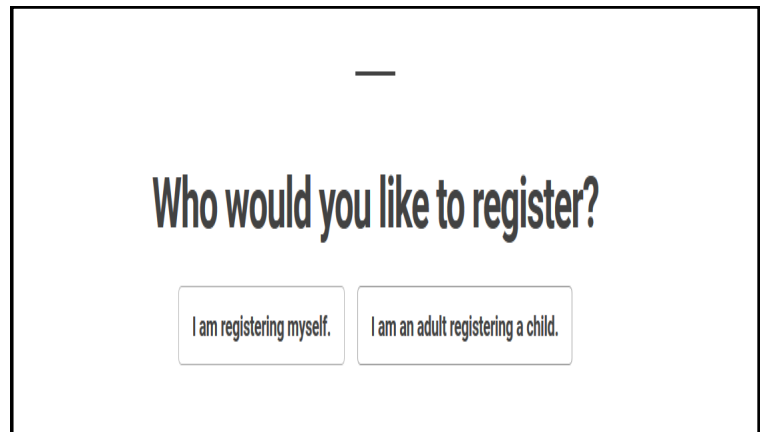


Beanstack

Vandenberg Base Library, 100 Community Loop, Building 10343-A, Vandenberg AFB, CA 93437, Phone: 805-606-6414



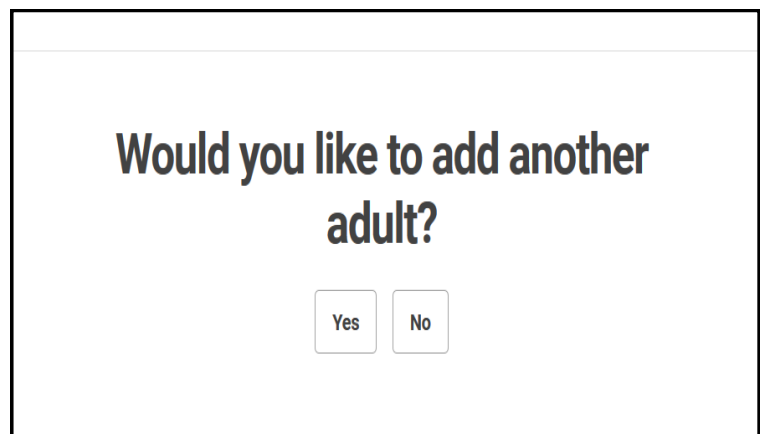
Step 1. Go on vandenberg.beanstack.com. Click on Register an Individual or Family (circled in red).



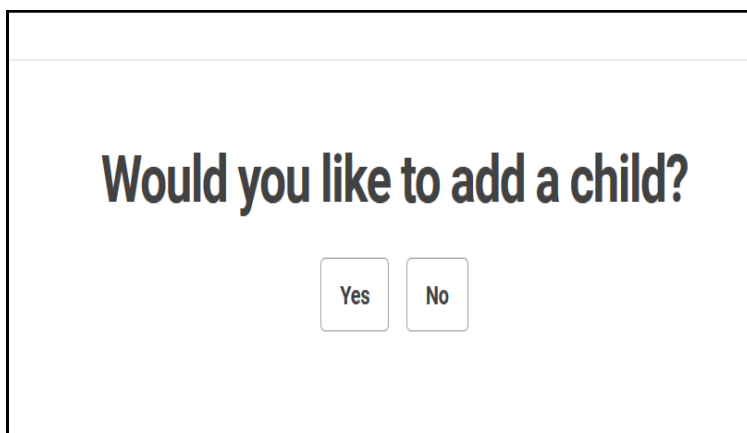
Step 2. If you are registering **just** a child, please select “I am an adult registering a child” and go to Step 6. If you want to register yourself as well as the rest of your family, go to Step 3.



Step 3. This appears if you're registering an adult. Enter all required information and click next (highlighted in yellow). This screen is where you select your squadron for the Smartest Squadron competition as well.



Step 4. The next screen will ask if you want to register another adult. Repeat Step 3 as necessary; if you want to register a child or if you are done, select 'No' and move on to Step 5.



Step 5. It will then ask you if you want to enter a child or another child. If you are not registering any children or are done registering them, select “No.” Otherwise, move on to Step 6.



Step 6. *If you are registering a child:* This is the screen you will see. Please fill out all required information (highlighted in yellow) and click next. You can now begin entering minutes and completing badges. Congrats!